

CLAMPING UNIT

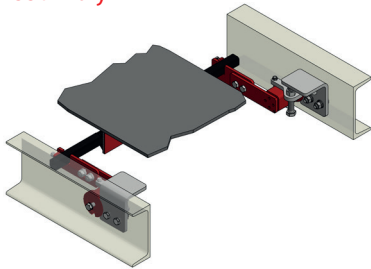
FOR ROSTA CLAMPING ELEMENTS SE27 AND SE38

The new clamping unit consists of a pair of mounting brackets and two prestressing brackets including clamping screws. The brackets are mounted on the existing ROSTA clamping elements. With the help of the tensioning screws, the cleaning bar is pressed against the belt. In this way, a stepless adjustment and control of the contact pressure of the cleaning bars on the conveyor belt can be achieved.

CLAMPING UNIT for ROSTA clamping elements

ROSTA CLAMPING ELEMENTS SE27 AND SE38

Assembly



The mounting brackets are screwed to the existing belt construction, two holes $\varnothing 14$ mm / $\varnothing 18$ mm are

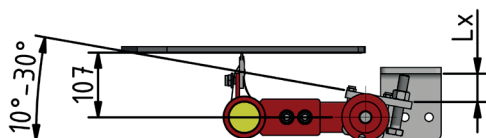
provided for this. The rounding at the edge serves for easy positioning on the ROSTA clamping element. The pre-tensioning brackets, including clamping and fixing screws, are attached to the clamping-elements. In the zero setting, the entire clamping unit must be mounted parallel to the belt. In order to correctly adjust the desired contact pressure of the bar on the conveyor belt, the dimension **Lx** (see table) must be se-

lected and can be adjusted with the clamping screws. After the preload has been set correctly, the ROSTA clamping element must be secured with the existing fastening screw and the clamping screw must be countered. The dimension **Lx** serves not only for correct initial assembly, but also for subsequent maintenance and control.

Technical data

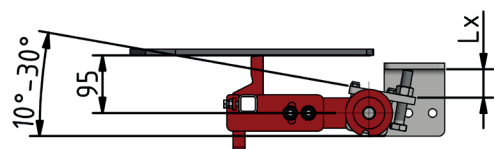
UNICLEAN HM-UT

Lx (mm)	ROSTA SE 27				ROSTA SE 38	
	BW 400	BW 500	BW 650	BW 800	BW 1,000	BW 1,200
28						
30						
32						
34						
36						
38						
40						
42						
44						
46						
48						
50						
52						
54						
56	■					
58	■					
60	■	■				
62	■	■				
64	■	■	■			
66	■	■	■			
68	■	■	■	■		
70	■	■	■	■		
72	■	■	■	■	■	
74	■	■	■	■	■	
76	■	■	■	■	■	
78	■	■	■	■	■	
80	■	■	■	■	■	■
82	■	■	■	■	■	■
84	■	■	■	■	■	■
86	■	■	■	■	■	■
88	■	■	■	■	■	■
90	■	■	■	■	■	■
92	■	■	■	■	■	■



UNICLEAN PUR-UT

Lx (mm)	ROSTA SE 27				ROSTA SE 38	
	BW 400	BW 500	BW 650	BW 800	BW 1,000	BW 1,200
28						
30						
32						
34						
36						
38	■				■	
40	■				■	
42		■				■
44		■	■			
46			■			
48				■		
50						
52						
54						
56						
58						
60						
62						
64						
66						
68						
70						
72						
74						
76						
78						
80						
82						
84						
86						
88						
90						
92						

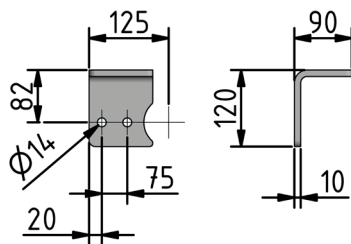
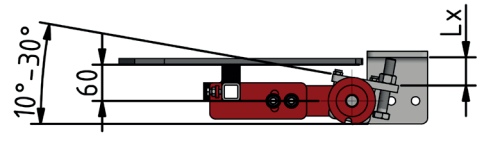
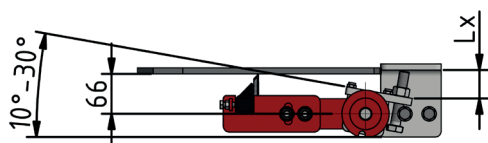


CLAMPING UNIT for ROSTA clamping elements

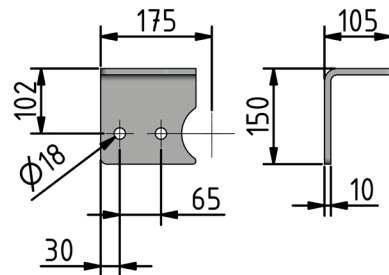
Technical data

Lx (mm)	UNICLEAN HML					
	ROSTA SE 27				ROSTA SE 38	
	BW 400	BW 500	BW 650	BW 800	BW 1,000	BW 1,200
28						
30						
32						
34						
36						
38						
40						
42						
44						
46						
48	■					
50	■					
52	■	■				
54	■	■				
56	■	■	■			
58	■	■	■	■		
60	■	■	■	■	■	
62	■	■	■	■	■	
64	■	■	■	■	■	
66	■	■	■	■	■	
68	■	■	■	■	■	
70	■	■	■	■	■	
72	■	■	■	■	■	
74	■	■	■	■	■	
76	■	■	■	■	■	
78	■	■	■	■	■	
80	■	■	■	■	■	
82	■	■	■	■	■	
84	■	■	■	■	■	
86	■	■	■	■	■	
88	■	■	■	■	■	
90	■	■	■	■	■	
92	■	■	■	■	■	

Lx (mm)	UNICLEAN KWA					
	ROSTA SE 27				ROSTA SE 38	
	BW 400	BW 500	BW 650	BW 800	BW 1,000	BW 1,200
28						
30						
32						
34						
36						
38						
40						
42		■				
44		■	■			
46		■	■	■		
48		■	■	■	■	
50		■	■	■	■	
52		■	■	■	■	
54		■	■	■	■	
56		■	■	■	■	
58		■	■	■	■	
60		■	■	■	■	
62		■	■	■	■	
64		■	■	■	■	
66		■	■	■	■	
68		■	■	■	■	
70		■	■	■	■	
72		■	■	■	■	
74		■	■	■	■	
76		■	■	■	■	
78		■	■	■	■	
80		■	■	■	■	
82		■	■	■	■	
84		■	■	■	■	
86		■	■	■	■	
88		■	■	■	■	
90		■	■	■	■	
92		■	■	■	■	



Mounting brackets for SE 27
Art. No. 578 8766



Mounting brackets for SE 38
Art. No. 578 8767

Included in the scope of delivery:

- 2 pcs. System tensioning bracket incl. clamping screw
- 2 pcs. Mounting brackets
- 4 pcs. Retaining screw for mounting brackets



Your local contact



// ONE BRAND // ONE SOURCE // ONE SYSTEM

REMA TIP TOP AG
Gruber Strasse 65 - 85586 Poing / Germany
Phone: +49 8121 707-100
Fax: +49 8121 707-10 222
info@tiptop.de
www.rema-tiptop.com

